

# ZPMC

## 2000 吨全回转起重船

2000T Full Revolving Crane Barge



上海振华重工（集团）股份有限公司

Shanghai Zhenhua Heavy Industries Co.,Ltd

# 振华重工 2000 吨全回转起重船(DP1)



## ZPMC 2000T Fully-revolving crane barge (DP1)

起重船以下设备及参数可根据用户需要调整

Specifications can be adjusted as per clients' requirements

2000 吨全回转起重船是目前 ZPMC 已成功建造的大型非自航起重船。该船配有 DP1 动力定位, 可满足水深不超过 200 米海域的海底铺管及海上起重任务。该船配备了由 ZPMC 自行生产的全回转起重机 (最大起重能力达到 2000 吨, 全回转起重能力达到 1100 吨), 四个回转推进器能实现船体的旋转及移动。舒适充足便利的生活住舱可容纳 238 人, 为海上石油开采建设及运输提供必要的服务。

### 2000T Revolving Floating Crane Barge

The barge is non-propelled heavy crane barge. The dynamic positioning system is GL DP1 class. The operating water depth is 200 m. A 2000t fully-revolving crane is also made and installed by ZPMC.

The four azimuth thrusters are able to rotate and move the barge in desired position during maximum lifting mode (2000t over stern and 1100t over side) within DP1 working sea state conditions.

The barge has fully air-conditioned accommodation for up to 238 people in cabins all with bathroom facilities.

### 主要参数:

### Main particulars

船体总长(L): 149.00m  
船体型宽(B): 40.00m  
船体型深(D): 11.00m  
最大吃水(Maximum Draft): 6.50m  
吊重吃水(Draft in Lifting Operation): 6.30m  
住宿人数(Accommodation): 238 P

载重量 (Deadweight): 9674t  
排水量 (Displacement): 32052t  
登记总吨 (GRT): 23317t  
登记净吨 (NRT): 6995t  
设计航区 (Sailing Area): 无限航区 (北极地区除外)  
Unlimited (excl. arctic area)



# 振华重工 2000 吨全回转起重船(DP1)



## ZPMC 2000T Fully-revolving crane barge (DP1)

### 住宿及辅助设施: Accommodation & Aux. Facility

居住设施包括可容纳 238 人左右居住, 同时还配备厨房, 单独洗手间, 干洗室, 会议室, 娱乐室, 医疗室等为船员提供了舒适的工作生活环境。空调系统覆盖所有房间。

Our fully air-conditioned and comfortable accommodation includes different sized cabins meeting the needs of 238 people. Galley, individual bathroom, laundry, conference room, recreation room, medic room and other facilities provide staff a convenient living environment.

### 船用发电机参数: Power Supply:

- 主发电机组 (Main): 6 x 2800 KW  
3 Φ AC 6600V 60Hz Φ 0.8  
(MAN B&W 9L27/38)
- 停泊发电机组 (Harbour) 1200 kW  
3 Φ AC 450V 60Hz Φ 0.8  
(MAN B&W 6L21/31)
- 紧急发电机组 (Emergency): 315KW  
3 Φ AC 450V 60Hz Φ 0.8  
(CAT 6L3406)

### 定位方式: Positioning system

- 8 点锚泊定位方式, 配 8 台单鼓锚绞车, 每台提供 2900KN 拉力, 钢丝绳 2100 米、直径 66 毫米。Eight-point positioning system, with eight single 2900KN drum winches, and wire rope of 2100m length and 66mm diameter.
- DP1 动力定位系统, 配 4 个 1250kW 全回转伸缩推进器。DP1 system with 4\*1250kW azimuth thrusters.

### 直升机平台: Helicopter Deck

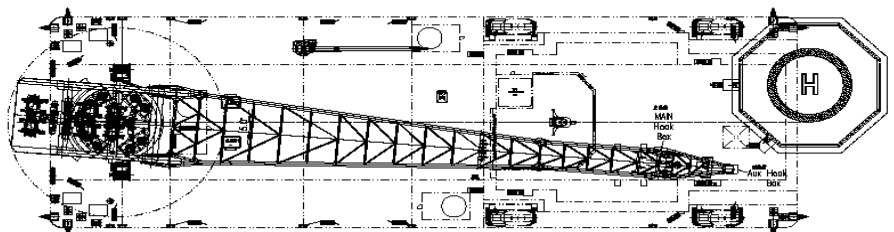
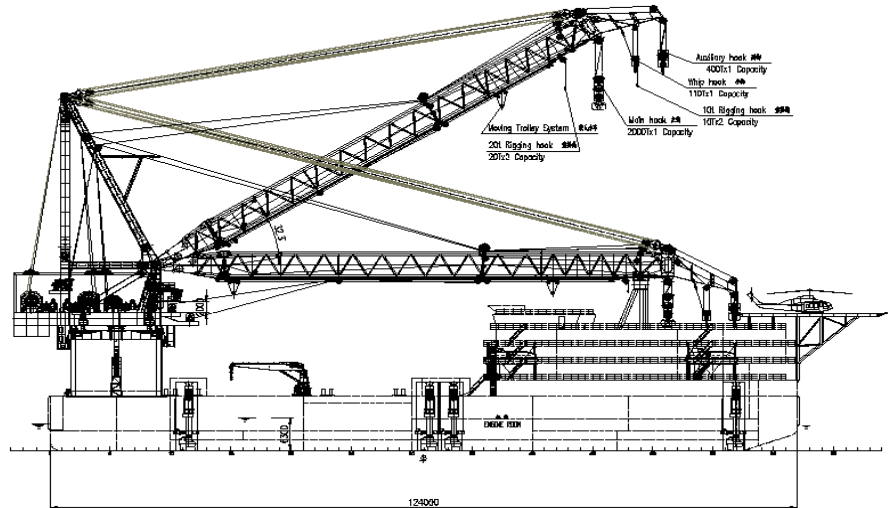
- 适合停放(Suitable): 直径 22.3 米  
22.3 meter diameter
- 标准(Standard): ICAO and CAP 437

### 辅助设备: Auxiliary equipment

- 污水处理设备 Sewage treatment unit
- 足够的救生艇 Enough lifesaving boats and rafts.
- 齐全的通讯及警报设备  
Complete Communication & alarm device
- 充足的消防设备  
Adequate firefighting equipments

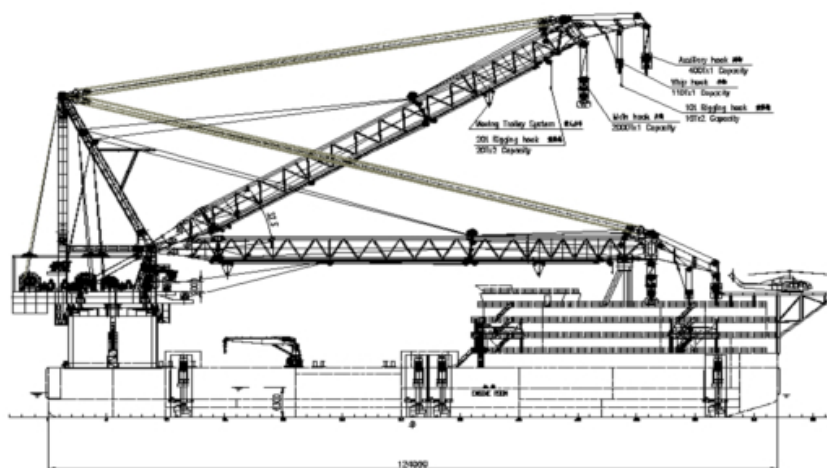
### 起重机参数: Crane Parameter:

| 项目 Item   |                             | 单位 Unit | 主钩 Main Hook | 副钩 Aux.Hook | 小钩 Ringing | 旋转 Revolving | 变幅 Boom Hoisting                       |
|---|-----------------------------|---------|--------------|-------------|------------|--------------|--|
| 起重量 Lifting Capacity                            | 固定时 Fixed at stern position | ton     | 2000t        | 400         | 110t       | 1100         |  |
|   | 旋转时 Revolving               |         | 1100t        |             |            |              |  |
| 起升高度 (水上/水下) Lifting Height (above/under water) |                             | m       | 100/5        | 113/200     | 110/5      |              |  |
| 机构速度 Speed                                      | 空载 Without Load             | m/min   | 0-7.0        | 0-24        | 0-45       | 0.25rpm      | 单程空载 15min<br>Single-trip without load |
|   | 带载 With Load                |         | 0-3.5        | 0-12        | 0-22.5     | 30min/r      |  |
| 电机功率×数量 Power × Quantity                        |                             | kW      | 850×2        | 550×2       | 550×1      | 98×6         | 550×2                                  |
| 电机转速 Motor speed                                |                             | rpm     | 750/1500     | 750/1500    | 750/1500   | 750/1500     | 750/1500                               |



## 2000 吨起重船总布置图 2000T Full Revolving Crane Barge Arrangement

( 可视需要改变参数 Specifications can be adjusted as per requirements )



### 主参数 Main Particulars

|   |         |
|---|---------|
| 总长 Length:                                    | 149.00m |
| 型宽 Breadth:                                   | 40.00m  |
| 型深 Depth:                                     | 11.00m  |
| 设计吃水 Draft Design:                            | 6.50m   |
| 最大吃水(吊重情况下):<br>Maximum for Lifting Operation | 6.30m   |
| 住宿 Accommodation:                             | 238 P   |
| 船级 Class:                                     | GL      |



上海振华重工（集团）股份有限公司  
Shanghai Zhenhua Heavy Industry Co., Ltd.

中国总部联系方式 (Shanghai Headquarters)

地址(Add): 中国上海东方路 3261 号

3261 Dong Fang Road, Shanghai, P. R. China

邮编(Post Code): 200125

电话(Tel): +86 21 58396666

互联网页(Website): <http://www.zpmc.com>

传真(Fax): +86 21 58399555